



DELEGATE SERVICES

5,731 Delegates
From 104 countries

DELEGATE SERVICES

Overview

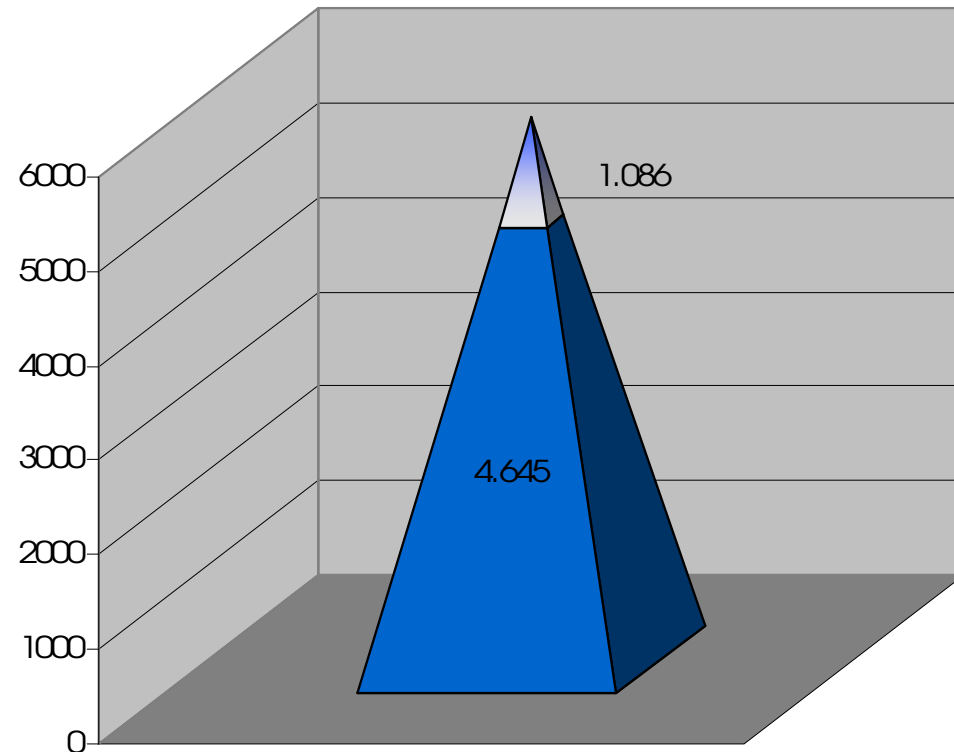


Paying participants: 4,645

| | |
|---------------------------|-------|
| Early Registration Fee | 1,260 |
| Standard Registration Fee | 1,900 |
| Onsite Registration Fee | 209 |
| Group Members | 739 |
| Day Tickets | 65 |
| PG Course only | 42 |
| Platinum Package | 28 |
| Paying Exhibitors | 339 |

Free Participants: 1,086

| | |
|-----------------------------------|-----|
| Free Exhibitors | 504 |
| Faculty | 296 |
| Free Registration (Full Congress) | 100 |
| Free Registration (Day Ticket) | 51 |
| Free Registration (PG Only) | 24 |
| Press | 38 |
| Staff | 97 |



TOTAL OF 5,731 DELEGATES

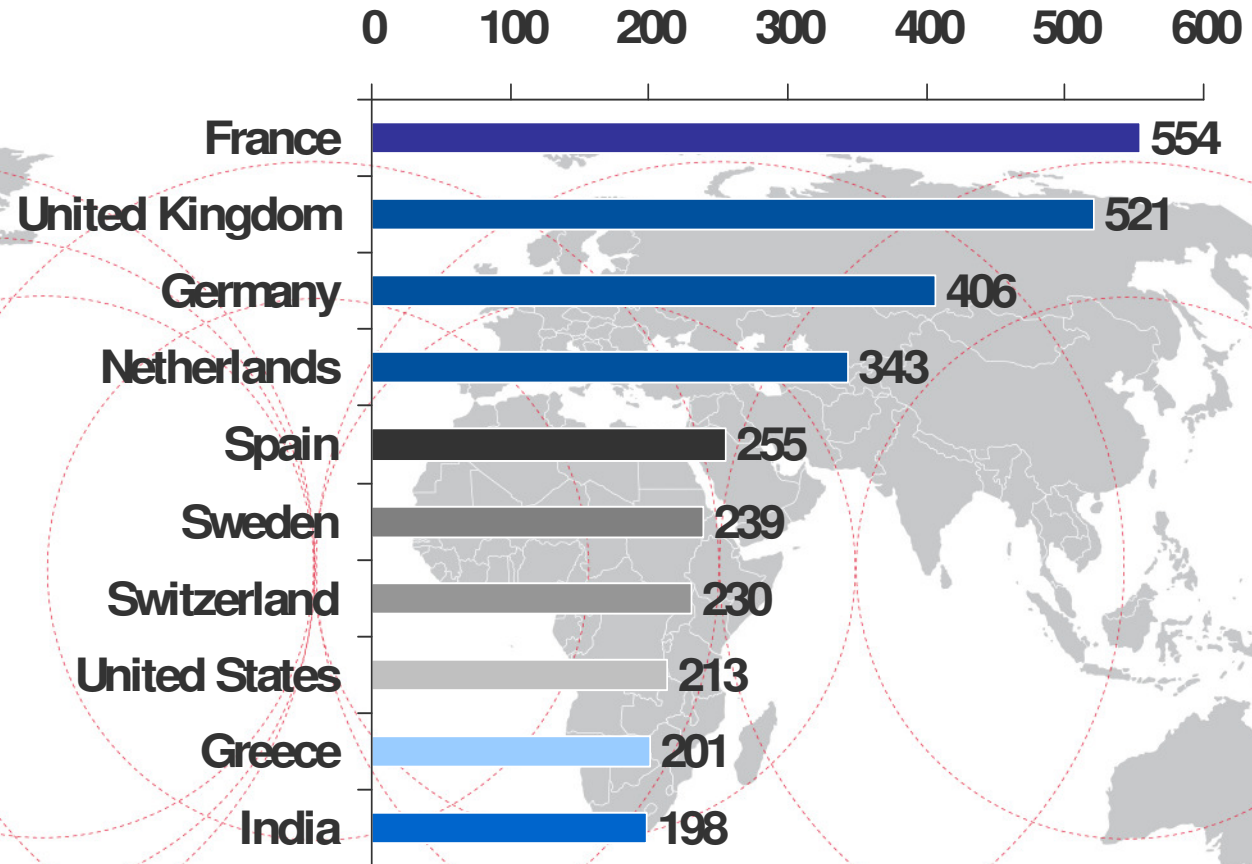
DELEGATE SERVICES

Country statistics (paying + free participants)



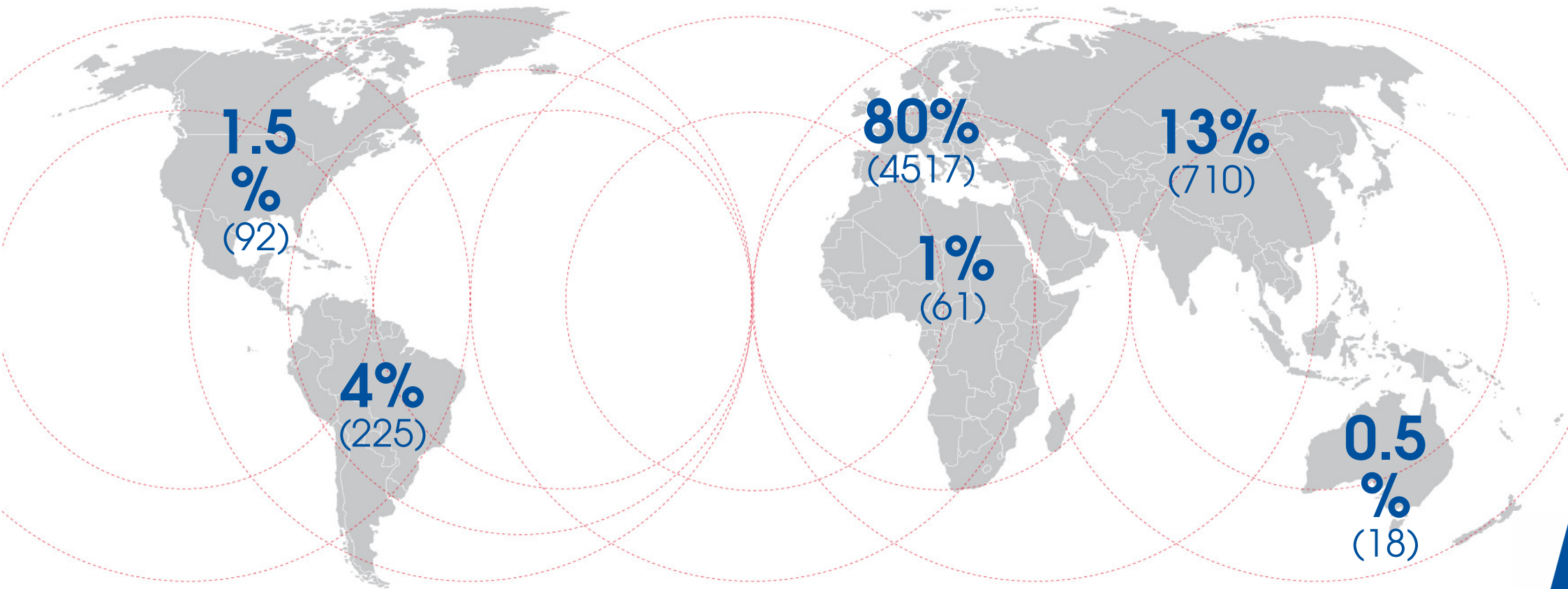
TOP TEN COUNTRIES

| Country | 2772 |
|----------------|------|
| France | 554 |
| United Kingdom | 521 |
| Germany | 406 |
| Netherlands | 343 |
| Spain | 255 |
| Sweden | 239 |
| Switzerland | 230 |
| United States | 213 |
| Greece | 201 |
| India | 198 |



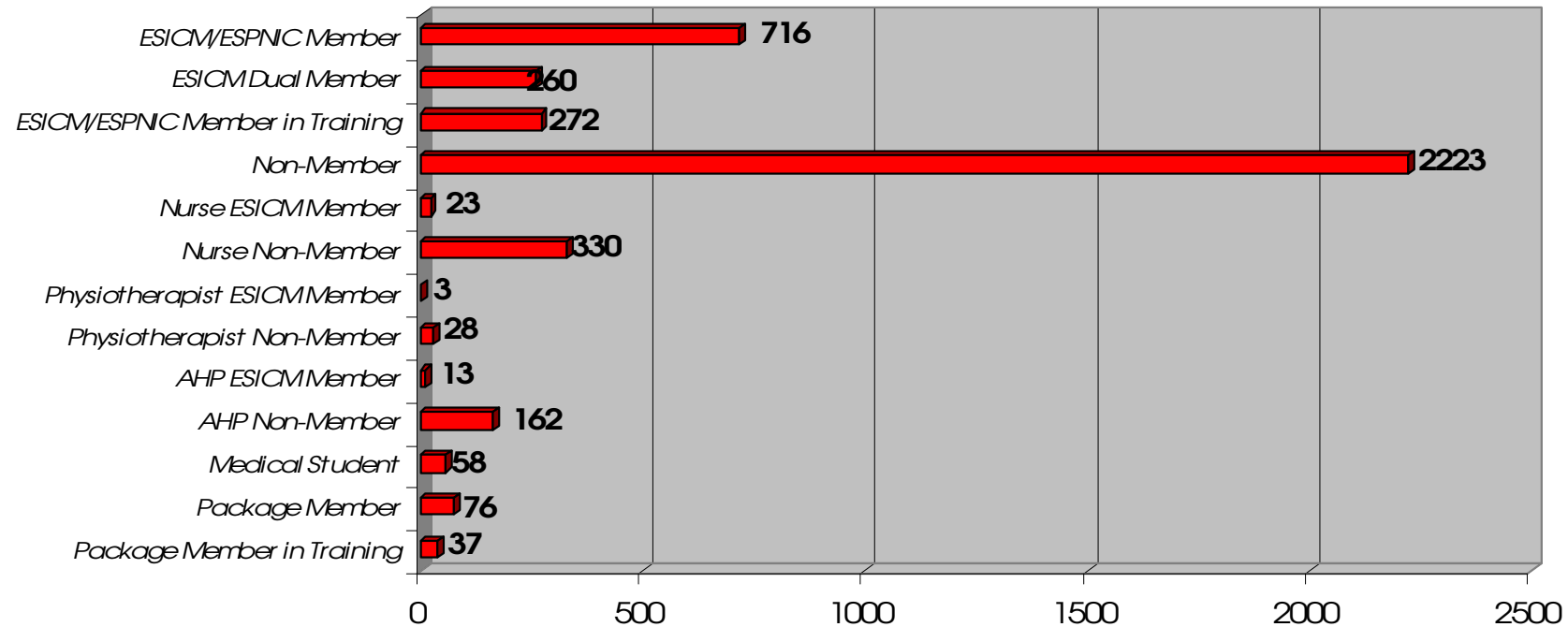
DELEGATE SERVICES

Division by Continent



DELEGATE SERVICES

Breakdown – Participant types



SPLIT MEMBER/NON-MEMBER

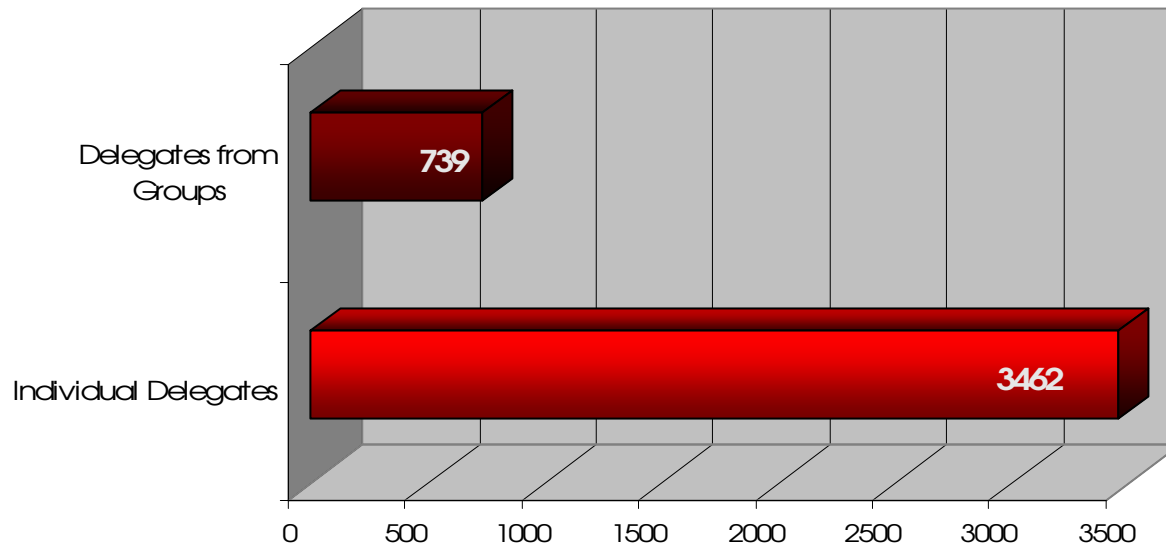
| | |
|------------------|-------------|
| ESICM Member | 1400 |
| Non-Member | 2743 |
| Medical Students | 58 |
| Total | 4201 |

33%

of the congress delegates are ESICM Members

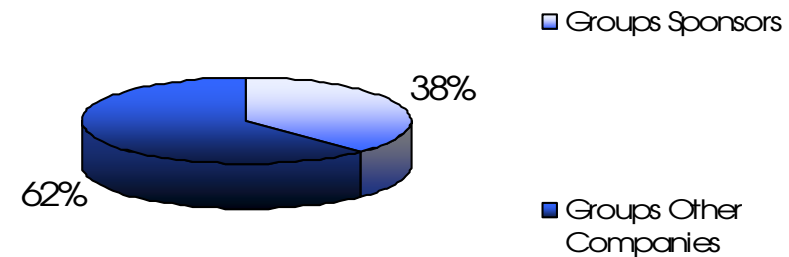
DELEGATE SERVICES

Breakdown Individuals / Groups / Industry



| | |
|-----------------------|-------------|
| Individual Delegates | 3,462 |
| Delegates from Groups | 739 |
| Total | 4201 |

| | |
|------------------------|------------|
| Groups Sponsors | 280 |
| Groups Other Companies | 459 |
| Total | 739 |



DELEGATE SERVICES

Fields of Specialty



| | |
|-------------|------|
| Physician | 2963 |
| Nurse | 376 |
| Industry | 270 |
| Respiratory | 123 |
| Student | 105 |
| Therapist | 70 |
| Pharmacist | 50 |
| Media | 31 |

